

# W3DZZ Antenna: Modification by UR0GT

The publication is devoted to the memory of UR0GT.

Credit Line: Forum from: [www.cqham.ru](http://www.cqham.ru)

By: Nikolay Kudryavchenko, UR0GT

The W3DZZ Antenna was optimised by UR0GT. Now the antenna for 80, 40, 20, 15 and 10 meter Band has resonance frequencies inside those bands with good SWR. The antenna was optimised for feeding by 75-coaxial cable. It is possible buy such cable for reasonable price. Transceiver with 50 – Ohm output as well would be work with such antenna.

Design of the W3DZZ Antenna is shown on **Figure 1**. **Figure 2** shows SWR of the W3DZZ antenna at 80-meter Band. **Figure 3** shows SWR of the W3DZZ antenna at 40- meter Band. **Figure 4** shows SWR of the W3DZZ antenna at 20- meter Band. **Figure 5** shows SWR of the W3DZZ antenna at 15- meter Band. **Figure 6** shows SWR of the W3DZZ antenna at 10- meter Band.

73! Nick, UR0GT

The MMANA model of the W3DZZ Antenna may be loaded: [http://www.antentop.org/022/w3dzz\\_ur0gt\\_022.htm](http://www.antentop.org/022/w3dzz_ur0gt_022.htm)

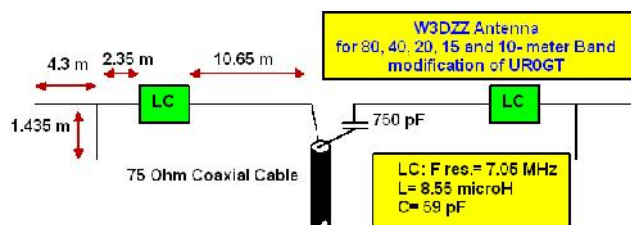


Figure 1 W3DZZ Antenna: Modification by UR0GT

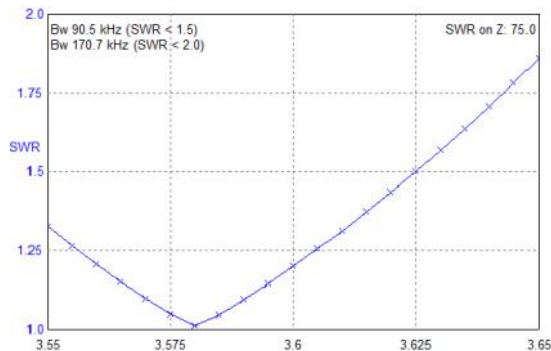


Figure 2 SWR of the W3DZZ antenna at 80- meter Band

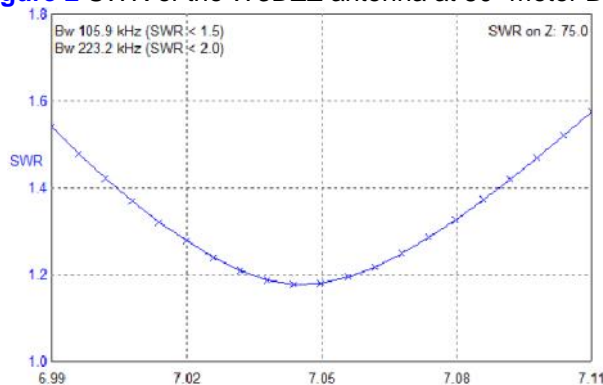


Figure 3 shows SWR of the W3DZZ antenna at 40- meter Band

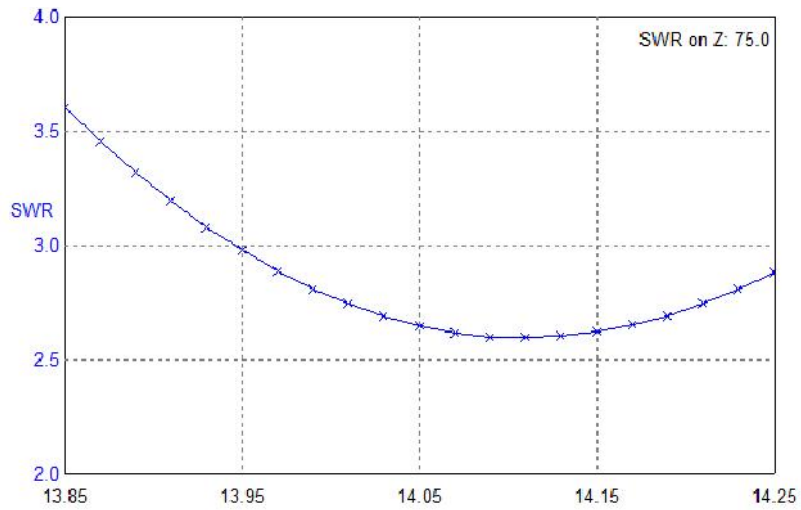


Figure 4

SWR of the W3DZZ antenna at 20- meter Band

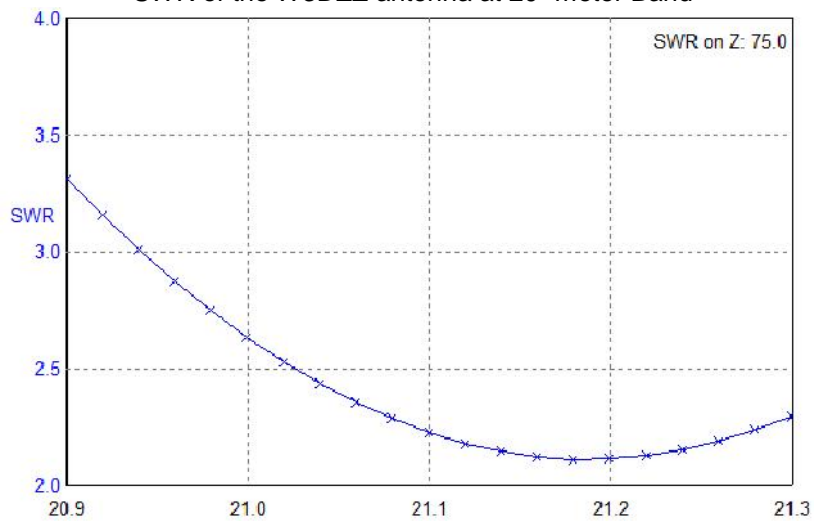


Figure 5

SWR of the W3DZZ antenna at 15- meter Band

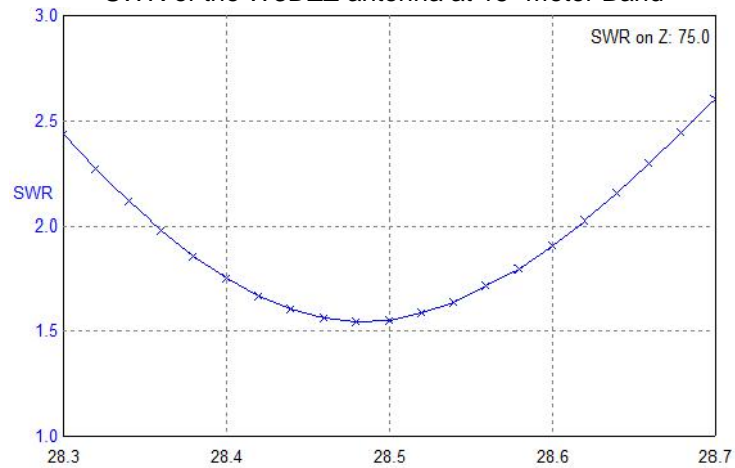


Figure 6

SWR of the W3DZZ antenna at 10- meter Band