

10 Element Antenna for the 436- MHz Band

The publication is devoted to the memory of UR0GT.

Credit Line: Forum from: www.cqham.ru

By: Nikolay Kudryavchenko, UR0GT

The 10 element antenna has good SWR from 430 to 440 MHz. Antenna is matched with 50- Ohm coaxial cable with help of a loop. The loop is made from insulated wire in diameter of 2- mm. Loop may be moved along vibrator to find optimal matching. Then by shortening of the right length of the coaxial cable (it is a capacitor) do final matching. Design of the 10 Element Antenna for the 436- MHz Band is shown on **Figure 1**.

Matching Loop and it equivalent circuit is shown on **Figure 2**.

Length of the elements and distance between them is in mm. Diameter of the element is 10- mm. **Figure 3** shows Z of the 10 Element Antenna for the 436- MHz Band. **Figure 4** shows SWR of the 10 Element Antenna for the 436- MHz Band. **Figure 5** shows DD of the 10 Element Antenna for the 436- MHz Band.

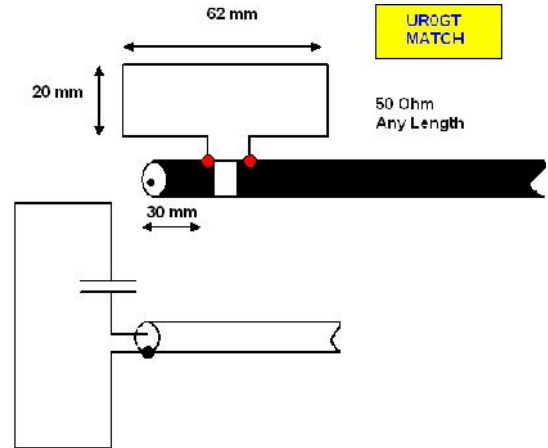


Figure 2

Matching Device for the 10 Element Antenna for the 436- MHz Band

73! Nick, UR0GT

The MMANA model of the Simple Antenna for the 435- MHz Band may be loaded: http://www.antentop.org/022/436_ur0gt_022.htm

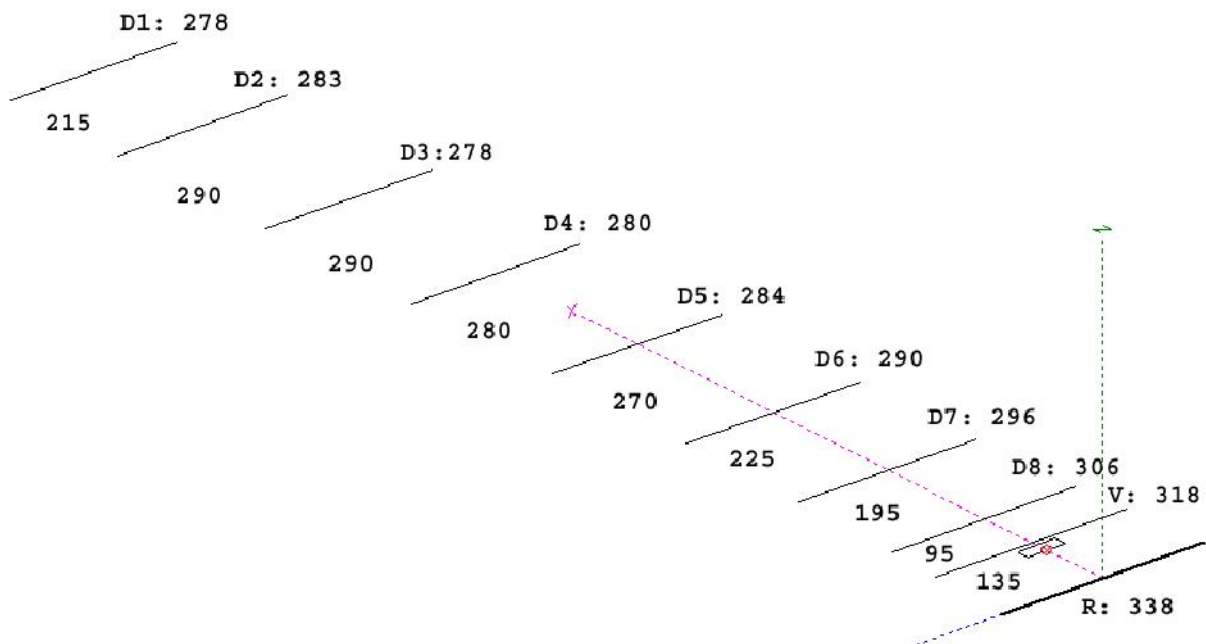


Figure 1 10 Element Antenna for the 436- MHz Band

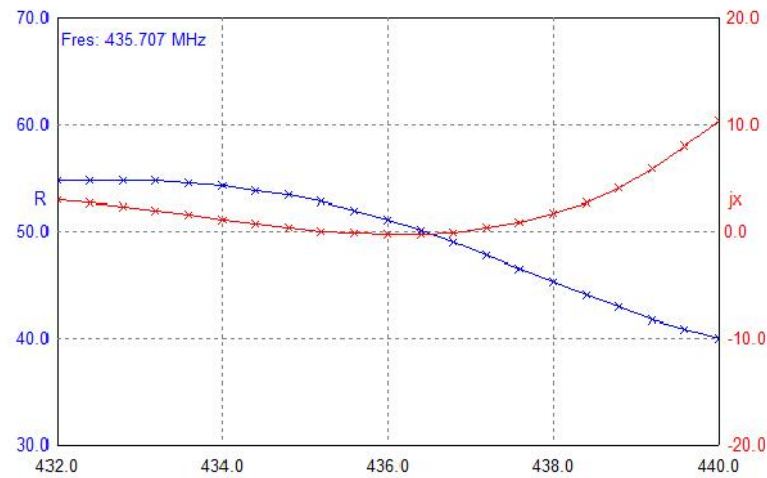


Figure 3
Z of the 10 Element Antenna for the 436- MHz Band

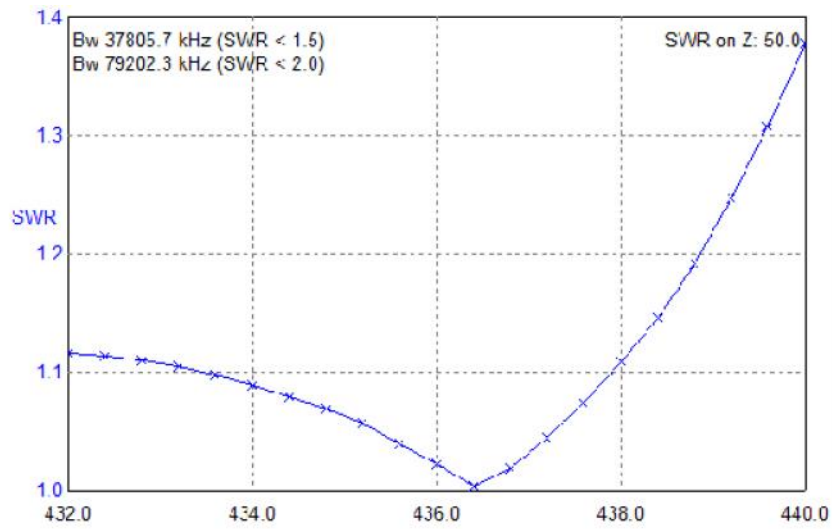


Figure 4
SWR of the 10 Element Antenna for the 436- MHz Band

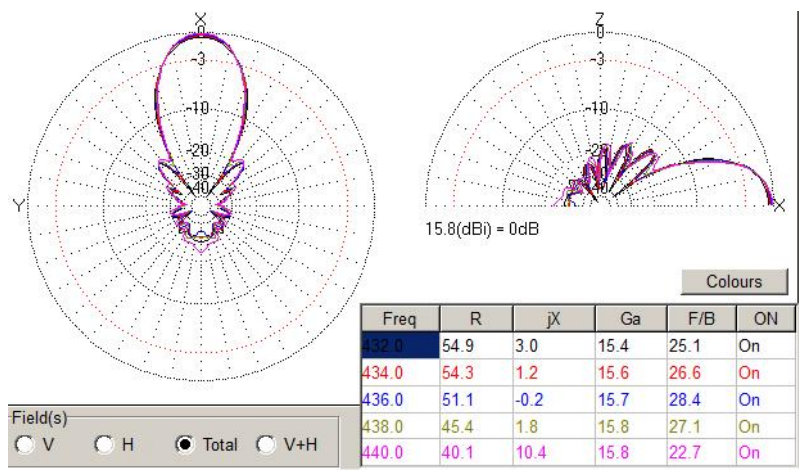


Figure 5
DD of the 10 Element Antenna for the 436- MHz Band